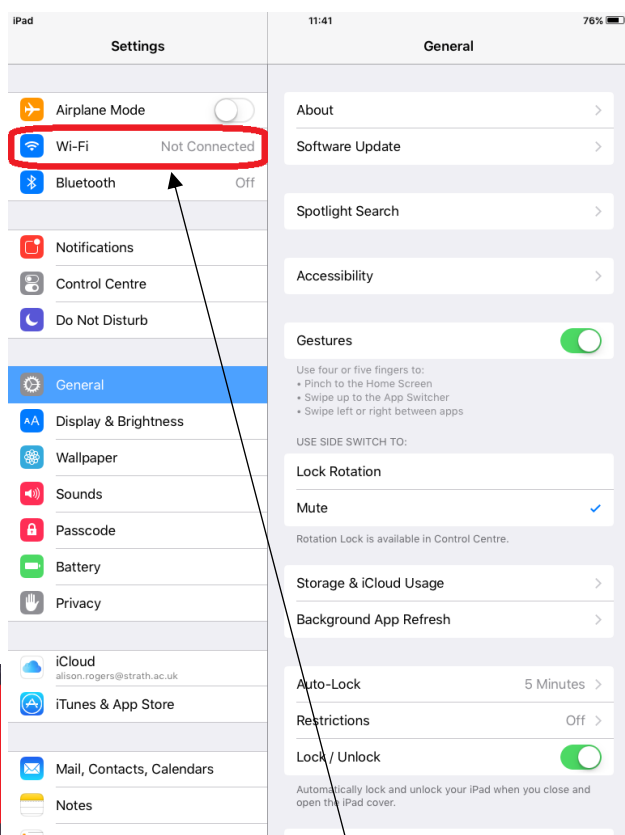


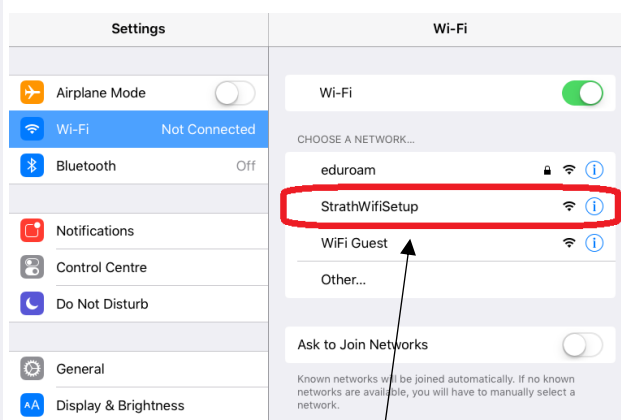
CONNECTING YOUR IPHONE OR IPAD TO WIFI FOR THE FIRST TIME

These instructions are for connecting your iPhone or iPad to the eduroam wifi for the first time. Once you configure your device to connect to eduroam, you will connect automatically afterwards. By configuring your device, you will not only be able to ensure your iPhone/iPad connects to eduroam here at Strathclyde, but this will ensure your device will be configured to connect to eduroam on any campus you travel to.



1. Select Settings.

2. Select the Wi-Fi tab.



3. Select StrathWifiSetup.

the place of useful learning

www.strath.ac.uk


University of Strathclyde Glasgow G1 1XQ

The University of Strathclyde is a charitable body,
registered in Scotland, with registration number SC015263

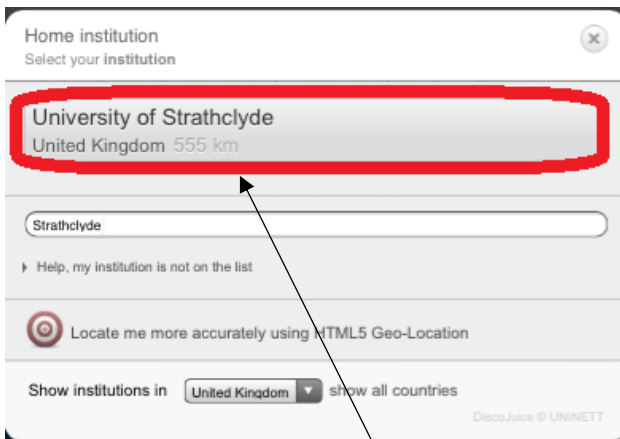
YOUR
INFORMATION
SERVICES
YOUR
RESOURCES...



4. Open a browser. It should automatically open to cat.eduroam.org. Select download your eduroam installer.



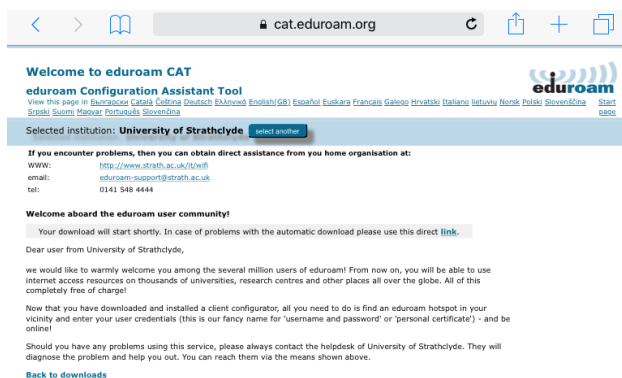
5. In the pop-up box that appears, enter Strathclyde in the search box.



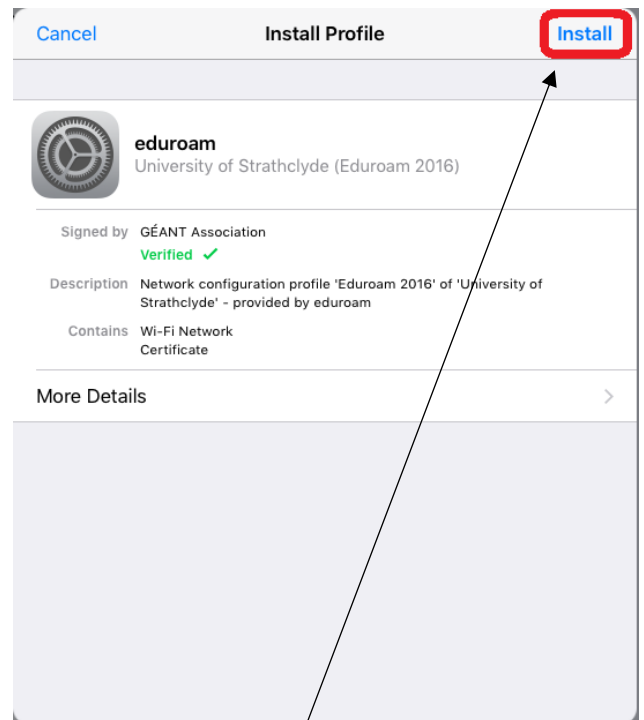
6. When it appears, select University of Strathclyde.



7. Select Download your eduroam installer.



8. Your download will begin.



9. In the pop-up box that appears, select Install.

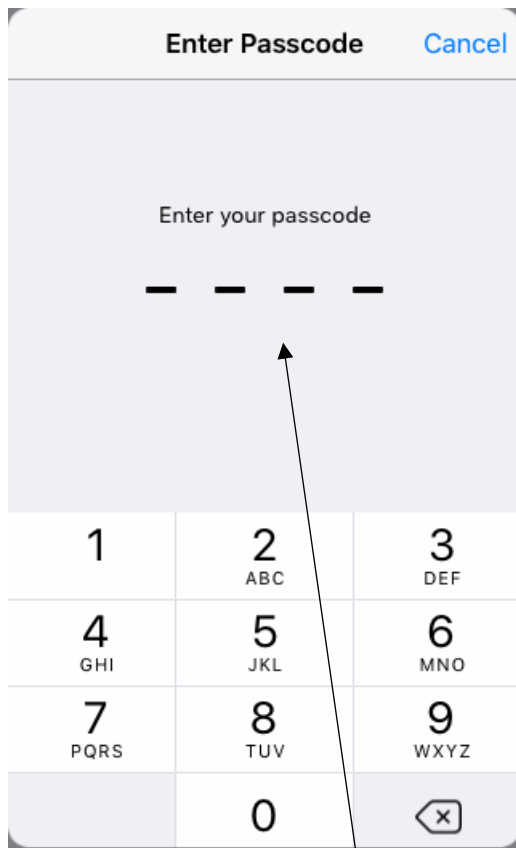
the place of useful learning

www.strath.ac.uk

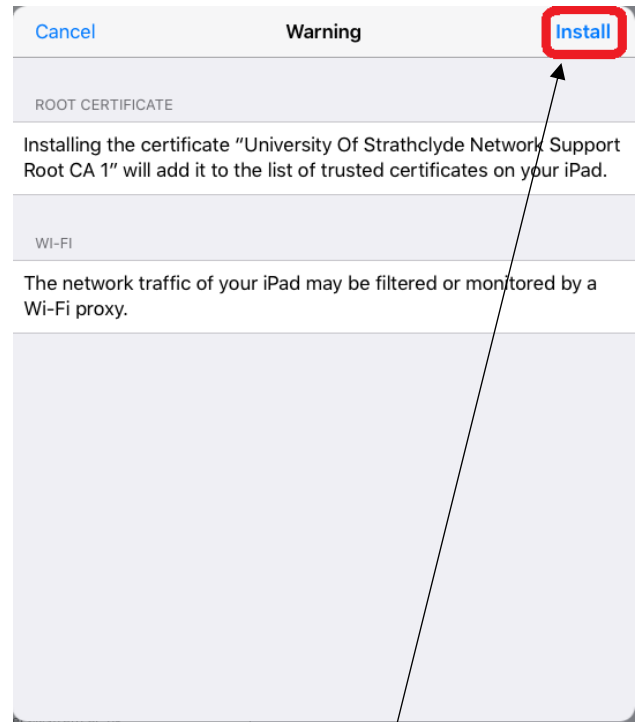
University of Strathclyde Glasgow G1 1XQ

The University of Strathclyde is a charitable body,
registered in Scotland, with registration number SC015263

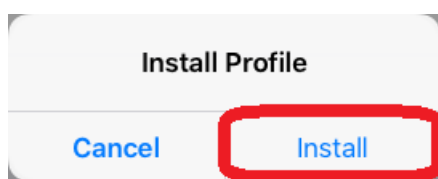
YOUR
INFORMATION
SERVICES
YOUR
RESOURCES...



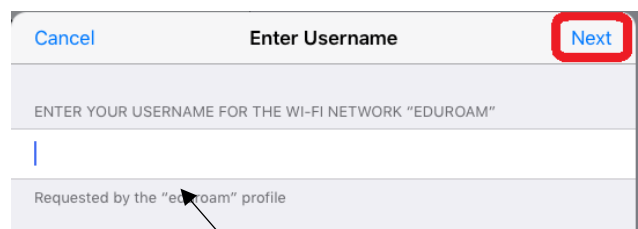
10. Enter your device's passcode if you are asked for it.



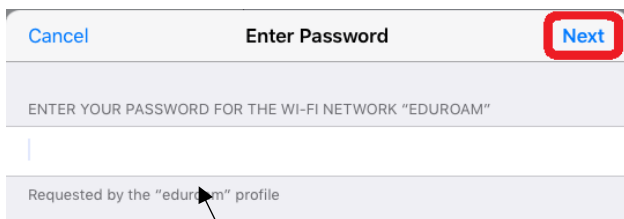
11. Select Install.



12. In the pop-up box that appears, select Install.



13. Enter your username followed by @strath.ac.uk, for example pkb09111@strath.ac.uk. Select Next.

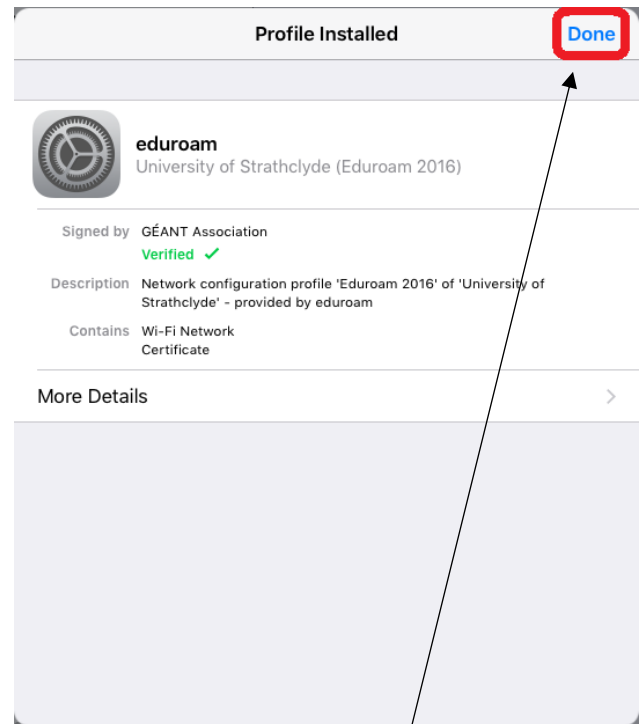


Cancel Enter Password Next


ENTER YOUR PASSWORD FOR THE WI-FI NETWORK "EDUROAM"

Requested by the "eduroam" profile

14. Enter your password. Select Next.



Profile Installed Done

 **eduroam**
University of Strathclyde (Eduroam 2016)

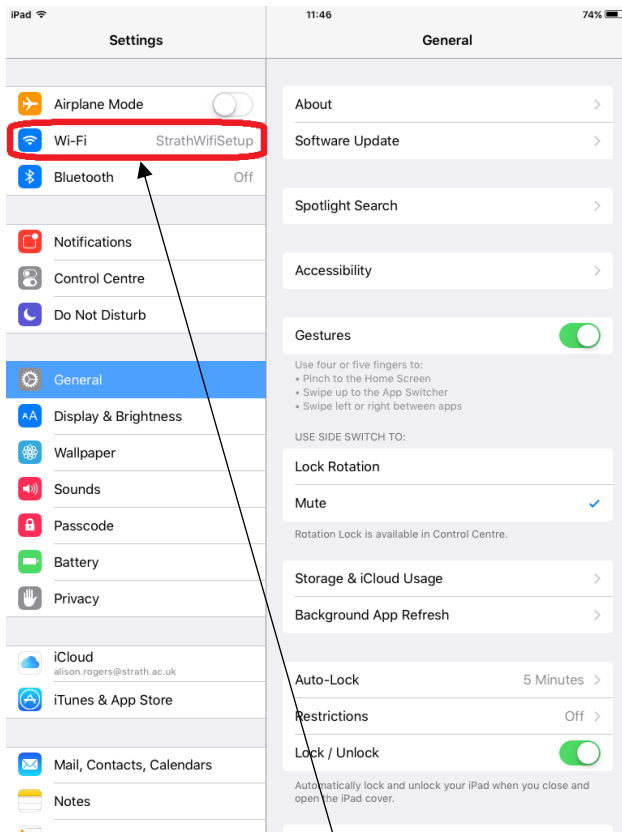
Signed by GÉANT Association
Verified ✓

Description Network configuration profile 'Eduroam 2016' of 'University of Strathclyde' - provided by eduroam

Contains Wi-Fi Network Certificate

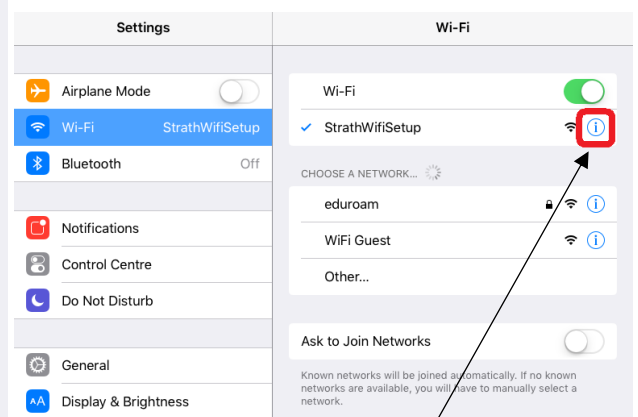
More Details >

15. Select Done.

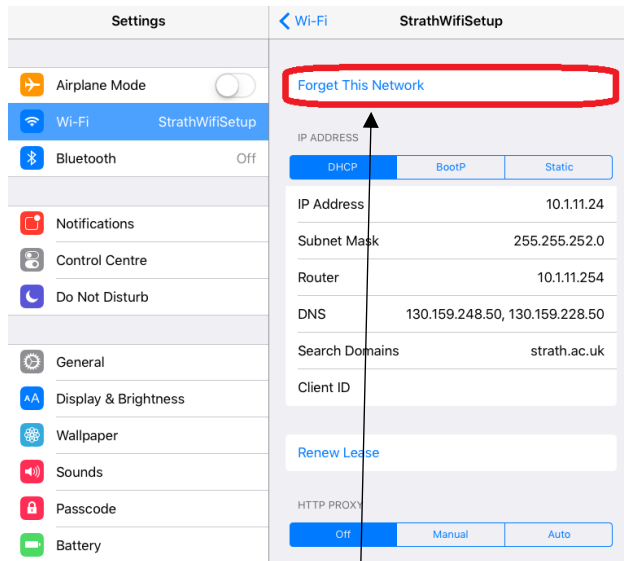


16. Select Settings.

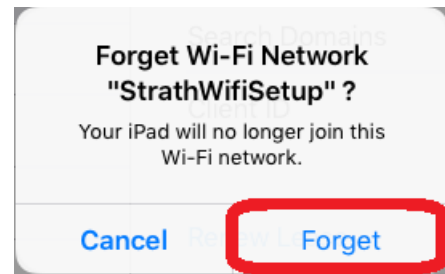
17. Select the Wi-Fi tab.



18. Next to StrathWifiSetup, select the Information icon.



19. Select Forget This Network.



20. In the pop-up box that appears, select Forget.

You will now automatically connect to eduroam.

CONTACT US

Email: help@strath.ac.uk **Call:** 0141 548 4444

the place of useful learning

www.strath.ac.uk

University of Strathclyde Glasgow G1 1XQ

The University of Strathclyde is a charitable body,
registered in Scotland, with registration number SC015263

YOUR
INFORMATION
SERVICES
YOUR
RESOURCES...