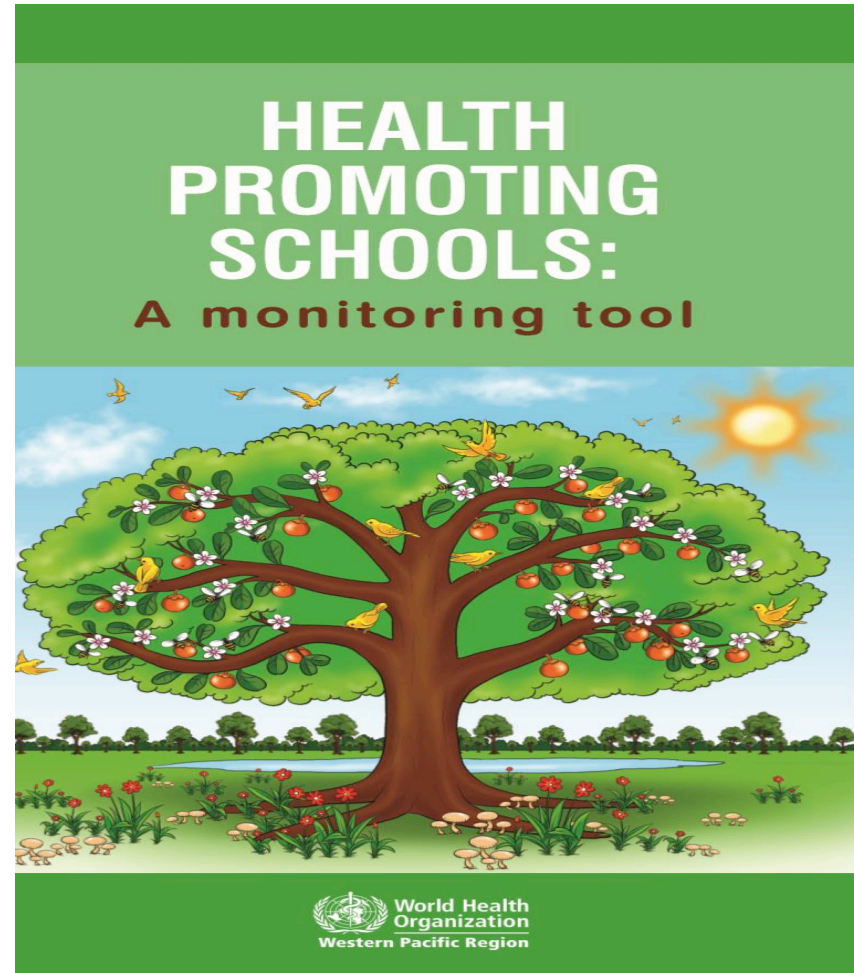


Health Promoting Schools Monitoring Model

Scotland Chikwawa Health Initiative



MATERIALS REQUIRED

1. White paper (to draw a tree)
2. Orange paper (to make fruits)
3. Yellow paper (to make flowers)
4. Scissors (for cutting)
5. Paper glue (for sticking papers)

PHRASES

Key Element : one of the 6 HPS elements

Key attribute: something which contributes to achieve something

Action point: something that must be done, as agreed after discussion.



MEANINGS


- **Tree branches** : HPS elements
- **Orange fruit sticker**: Indicates the key attributes under each key factor.
- **Colored flower sticker**: Represents the action points under each key attribute and key element.
- **Extra fruit and flower stickers**: If your school comes up with new key attributes and action points under each key element.

(Before HPS) Tree without flowers and fruits



**(HPS in
progress)**

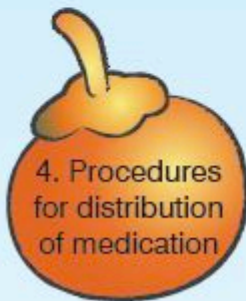
Tree starts
producing
flowers




(outcomes of HPS) The tree starts bearing fruits

KEY FACTOR 1: Healthy school policies

KEY ATTRIBUTES



FINALLY OUR SCHOOL IS HEALTH
PROMOTING!!!



REMEMBER!!!!

A TREE DIES IF ITS LACKING REQUIRED RESOURCES