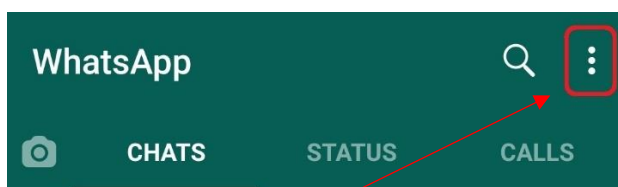


## How to block a person on Whatsapp

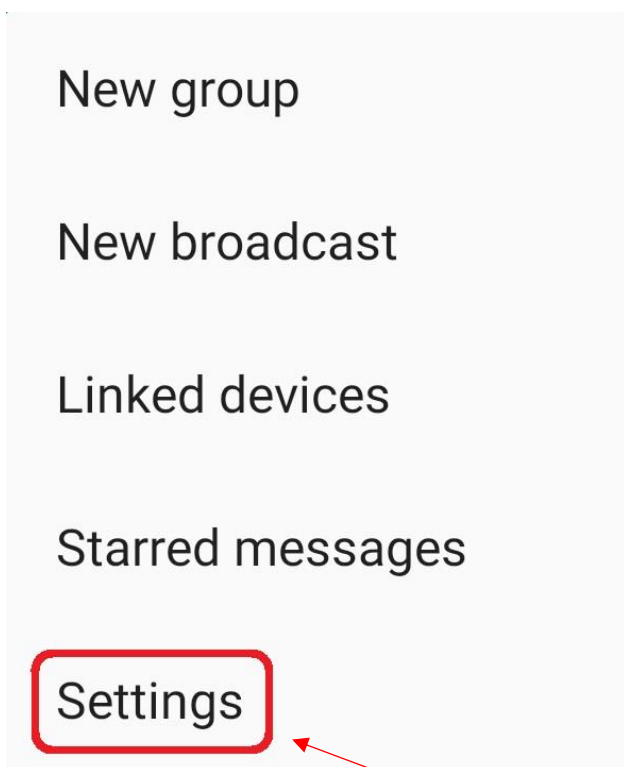
If you receive unwanted calls or messages, you can block the person it came from. Please only take these steps if it is safe to do so.



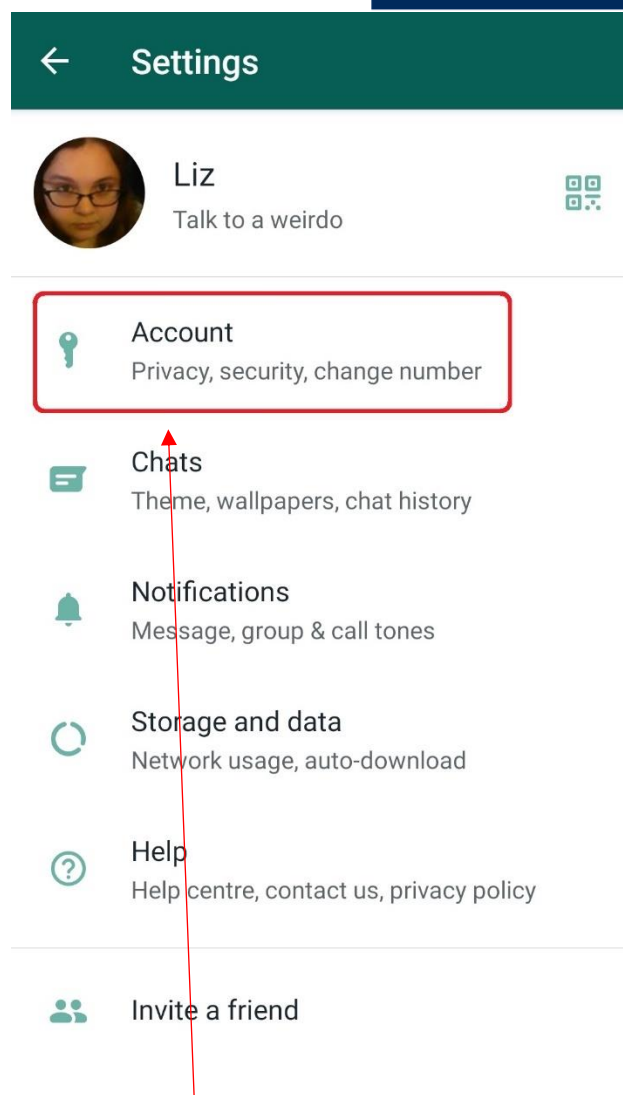
1. Select WhatsApp.



2. Select the More Options icon.









3. In the drop-down menu, select Settings.



4. Select Account.

← Account

-  Privacy
-  Security
-  Two-step verification
-  Change number
-  Request account info
-  Delete my account

5. Select Privacy.

← Privacy

Who can see my personal info

If you don't share your Last Seen, you won't be able to see other people's Last Seen

Last seen

Everyone

Profile photo

Everyone

About

Everyone

Status

My contacts

Read receipts

If turned off, you won't send or receive Read receipts. Read receipts are always sent for group chats.



Groups

Everyone

Live location

None

6. Scroll down.

Profile photo

Everyone

About

Everyone

Status

My contacts

Read receipts

If turned off, you won't send or receive Read receipts. Read receipts are always sent for group chats.



Groups

Everyone

Live location

None

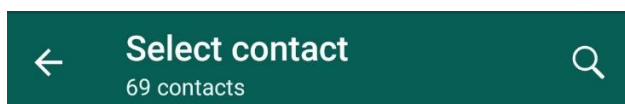
Blocked contacts

None

Fingerprint lock

Disabled

7. Select Blocked contacts.



Aidan Downstairs Neighbour MOBILE

9. Select the person you want to block.

Was this information helpful? **CONTACT US Email:** [help@strath.ac.uk](mailto:help@strath.ac.uk) **Call:** 0141 548 4444

the place of useful learning

[www.strath.ac.uk](http://www.strath.ac.uk)

University of Strathclyde Glasgow G1 1XQ

The University of Strathclyde is a charitable body, registered in Scotland, with registration number SC015263



No blocked contacts

Tap the + icon to select a contact to block.

Blocked contacts will no longer be able to call you or send you messages.

8. Select the Add Contact icon.

YOUR  
INFORMATION  
SERVICES  
YOUR  
RESOURCES...