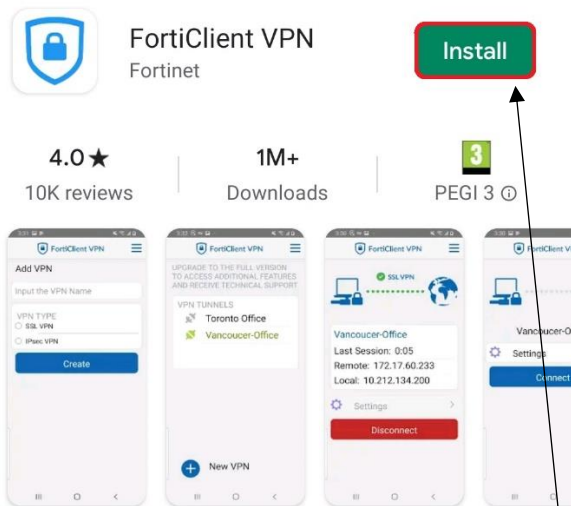
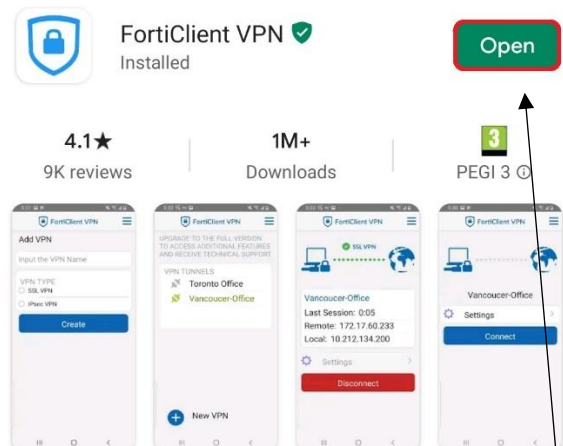


Set up VPN on Android



FortiClient VPN App allows you to create a secure VPN connection to the Firewall

1. Find FortiClient VPN in the Google Store, then select Install.



FortiClient VPN App allows you to create a secure VPN connection to the Firewall

2. Once the installation is complete, select Open.

Welcome to FortiClient VPN

This is a free version of FortiClient software with limited feature support. Please upgrade to the licensed version for advanced features and technical support.



3. In the pop-up box that appears, select OK.

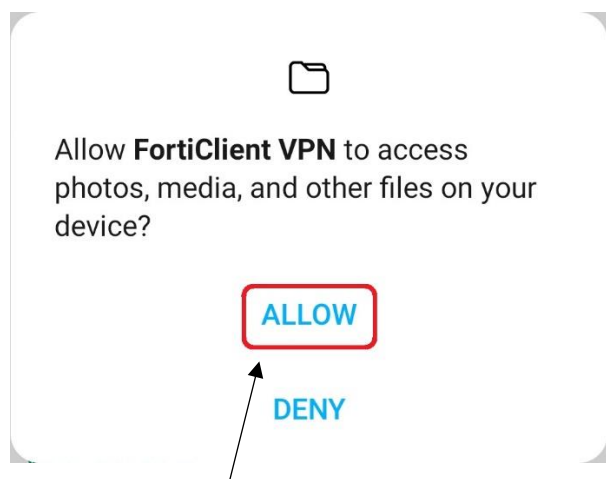
FortiClient VPN

Please grant permissions for FortiClient VPN to:

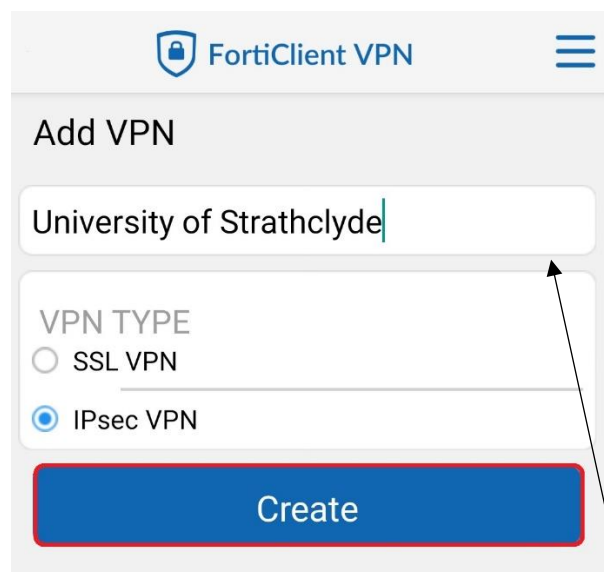
- Access Storage for Importing Configuration files



4. Select OK.



5. Select ALLOW.



6. Where it says Add VPN, enter University of Strathclyde.

Select IPsec VPN.

Select Create.

IPSEC VPN SETTINGS

Tunnel name
University of Strathclyde

Server settings >
FortiGate and network settings

IPsec phase 1 settings >
Encryption and authentication for phase 1

IPsec XAuth settings >
XAuth and user settings

IPsec phase 2 settings >
Encryption and authentication for phase 2

7. Select Server settings.

NETWORK SETTINGS

FortiGate >
FortiGate server address

AUTHENTICATION SETTINGS

Authorization method >
Pre-Shared Key

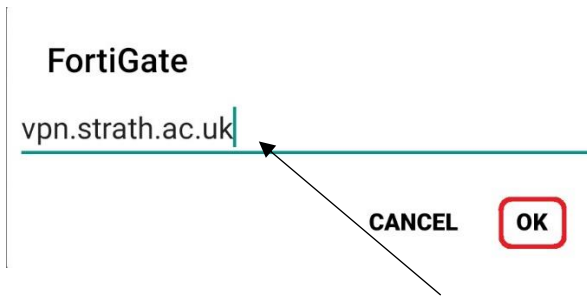
Pre-shared key >

Local ID >

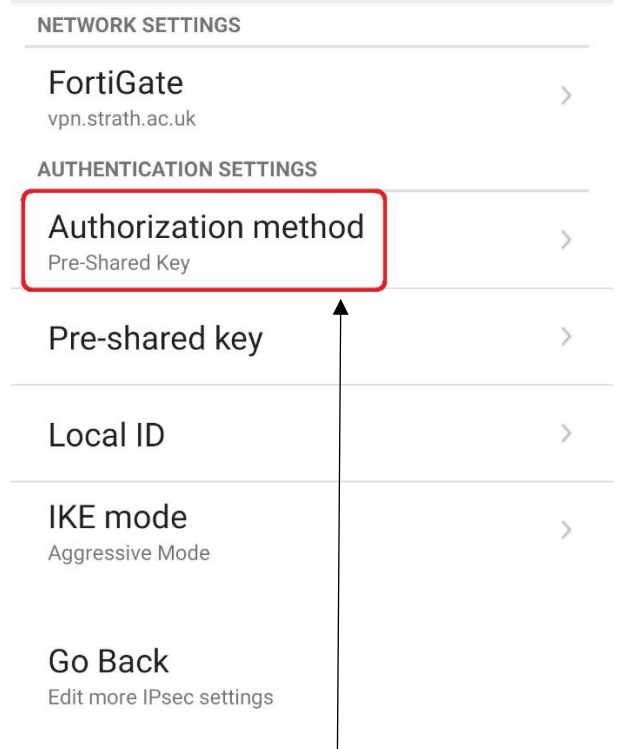
IKE mode >
Aggressive Mode

Go Back
Edit more IPsec settings

8. Select FortiGate.



9. In the pop-up box that appears, enter vpn.strath.ac.uk, then select OK.



10. Select Authorization method.

Authorization method

Pre-Shared Key

X.509 Certificate

CANCEL

11. In the pop-up box that appears, select Pre-Shared Key.

NETWORK SETTINGS

FortiGate

vpn.strath.ac.uk

AUTHENTICATION SETTINGS

Authorization method

Pre-Shared Key

Pre-shared key

Local ID

IKE mode

Aggressive Mode

Go Back

Edit more IPsec settings

12. Select Pre-shared key.

NETWORK SETTINGS

FortiGate

vpn.strath.ac.uk



AUTHENTICATION SETTINGS

Authorization method

Pre-Shared Key



Pre-shared key



Local ID



IKE mode

Aggressive Mode



Go Back

Edit more IPsec settings

Pre-shared key

.....

CANCEL

OK

13. In the pop-up box that appears, enter johnandersoncampus, then select OK.

14. Select Go Back.

IPSEC VPN SETTINGS

Tunnel name

University of Strathclyde

Server settings >

FortiGate and network settings

IPsec phase 1 settings >

Encryption and authentication for phase 1

IPsec XAuth settings >

XAuth and user settings

IPsec phase 2 settings >

Encryption and authentication for phase 2

DELETE VPN

Delete this VPN tunnel profile

Lose all these settings and remove it from the list of VPN tunnels

15. Select IPsec XAuth settings.

IPSEC XAUTH SETTINGS

XAuth enabled? >

Enabled

Username >

FortiGate IPsec username

Password >

Saving account passwords is not a recommended security practice

Go Back

Edit more IPsec settings

16. Select Username.

IPSEC XAUTH SETTINGS

XAuth enabled? >

Enabled

Username >

FortiGate IPsec username

Password >

Saving account passwords is not a recommended security practice

Go Back

Edit more IPsec settings

18. Select Password.

Username

CANCEL

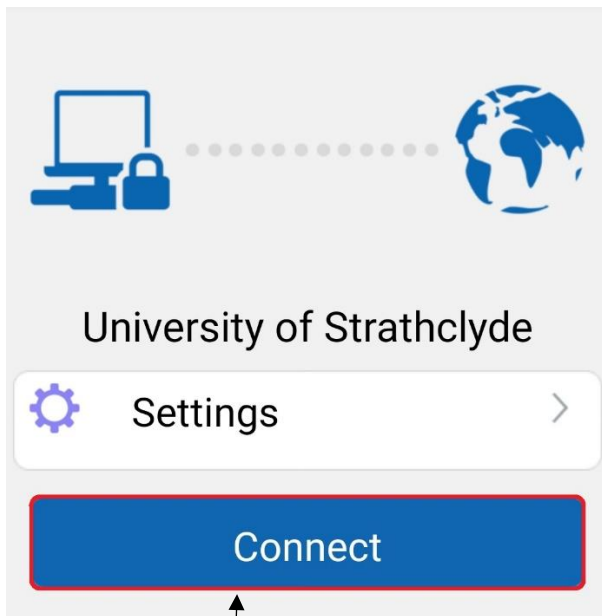
OK

17. In the pop-up box that appears, enter your username, then select OK.

Password

CANCEL OK

19. In the pop-up box that appears, enter your password, then select OK.



21. Select Connect.

IPSEC XAUTH SETTINGS

XAuth enabled? >

Enabled

Username >

rtb19111

Password >

Saving account passwords is not a recommended security practice


Go Back

Edit more IPsec settings

20. Select Go Back, then hit Back on your device.

Connection request

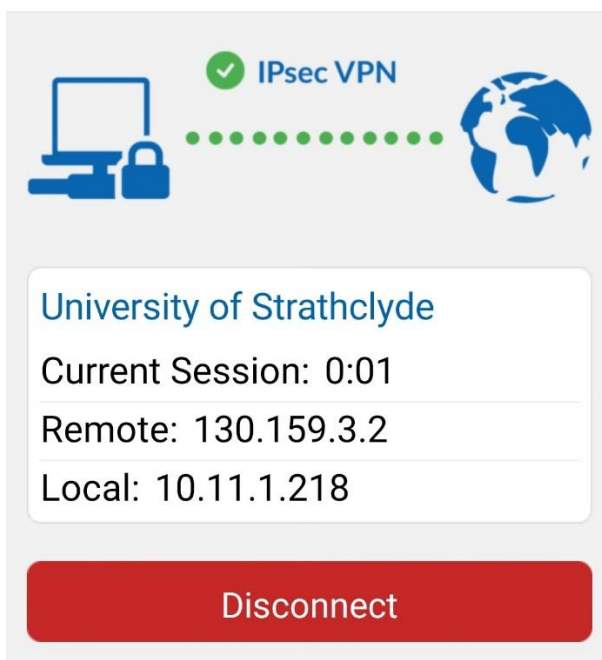
FortiClient VPN wants to set up a VPN connection that allows it to monitor network traffic. Only accept if you trust the source.

 appears at the top of your screen when VPN is active.

CANCEL

OK

22. In the pop-up box that appears, select OK.



23. You are now connected.

Was this information helpful?

CONTACT US

Email: help@strath.ac.uk **Call:** 0141 548 4444

the place of useful learning

www.strath.ac.uk

University of Strathclyde Glasgow G1 1XQ

The University of Strathclyde is a charitable body,
registered in Scotland, with registration number SC015263

YOUR
INFORMATION
SERVICES
YOUR
RESOURCES...