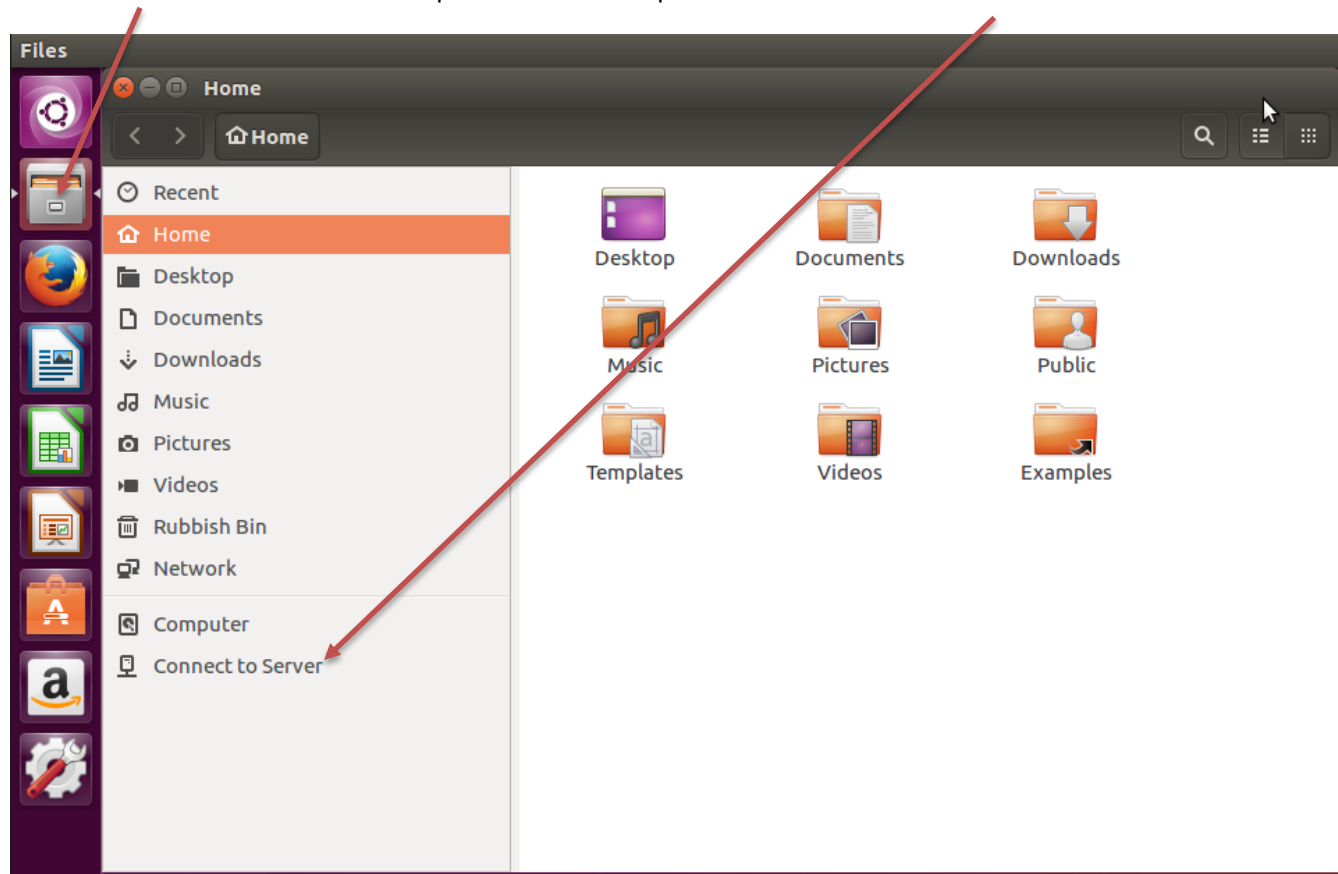


## Accessing your Network Drives (H: and i: drive) on Ubuntu, on-campus

**Note** : If you wish to access your network drives **off-campus**, there are several suitable alternatives, see <http://www.strath.ac.uk/it/filestore/> for details. The instructions here are for **on-campus**.

On-campus, you can connect to the network drives using a protocol called “SMB” : this may also be referred to as “CIFS”. Different flavours of Unix/Linux have different ways of connecting over SMB/CIFS. Your departmental/Faculty IT support may also have guidelines on the best way to connect over SMB/CIFS, so you should also check with to them. The instructions here are based on Ubuntu.

Select **Files** from the Ubuntu desktop. In the box that opens select **Connect to Server**.



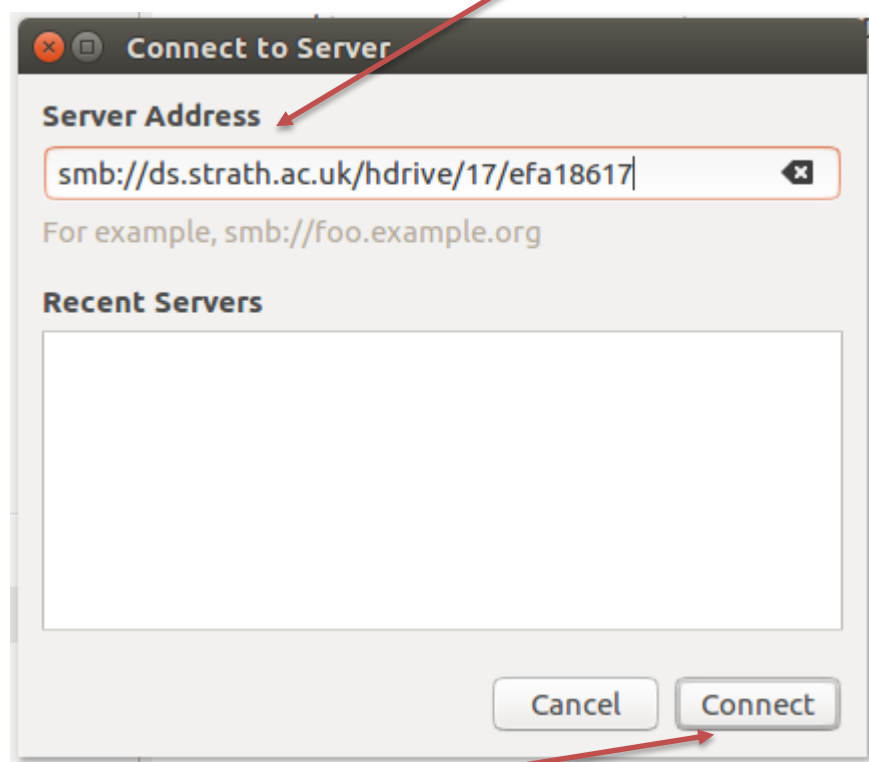
Enter the **Server Address** for the drive you want to connect to.

**For your H: Drive**, enter the address in the form below;

**smb://ds.strath.ac.uk/hdrive/** last two digits of your username / username.

Example;

**smb://ds.strath.ac.uk/hdrive/17/efa18617**



Select **Connect**.

**Or, for your i: Drive**, enter the below address;

**smb://ds.strath.ac.uk/idrive**

**Or, for your L Drive**, enter the below address;

**smb://ds.strath.ac.uk/ldrive**

the place of useful learning

[www.strath.ac.uk](http://www.strath.ac.uk)

University of Strathclyde Glasgow G1 1XQ

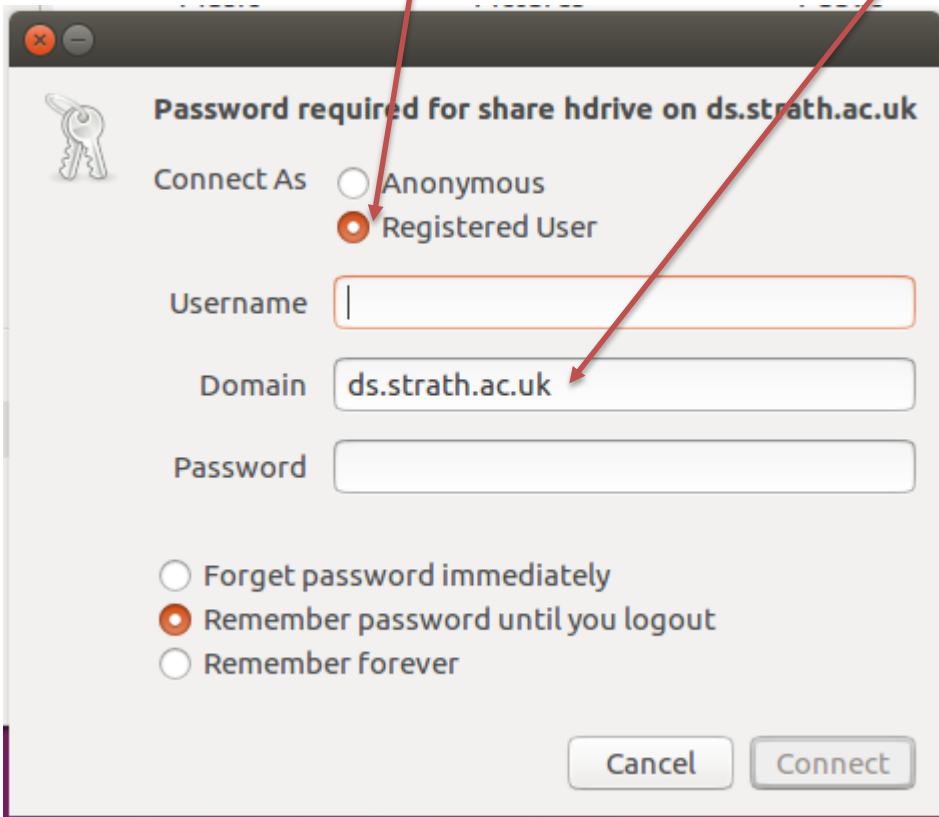
The University of Strathclyde is a charitable body,  
registered in Scotland, with registration number SC015263

YOUR  
INFORMATION  
SERVICES  
YOUR  
RESOURCES...

When prompted to logon, select **Registered User**.

Enter your username & then your password. In  
the **Domain** field enter **ds.strath.ac.uk**.

Select **Connect**.



**Password required for share hdrive on ds.strath.ac.uk**

Connect As  Anonymous  
 Registered User

Username

Domain

Password

Forget password immediately  
 Remember password until you logout  
 Remember forever

Cancel Connect

Your folders should display in the window that opens.

YOUR  
INFORMATION  
SERVICES  
YOUR  
RESOURCES...

the place of useful learning

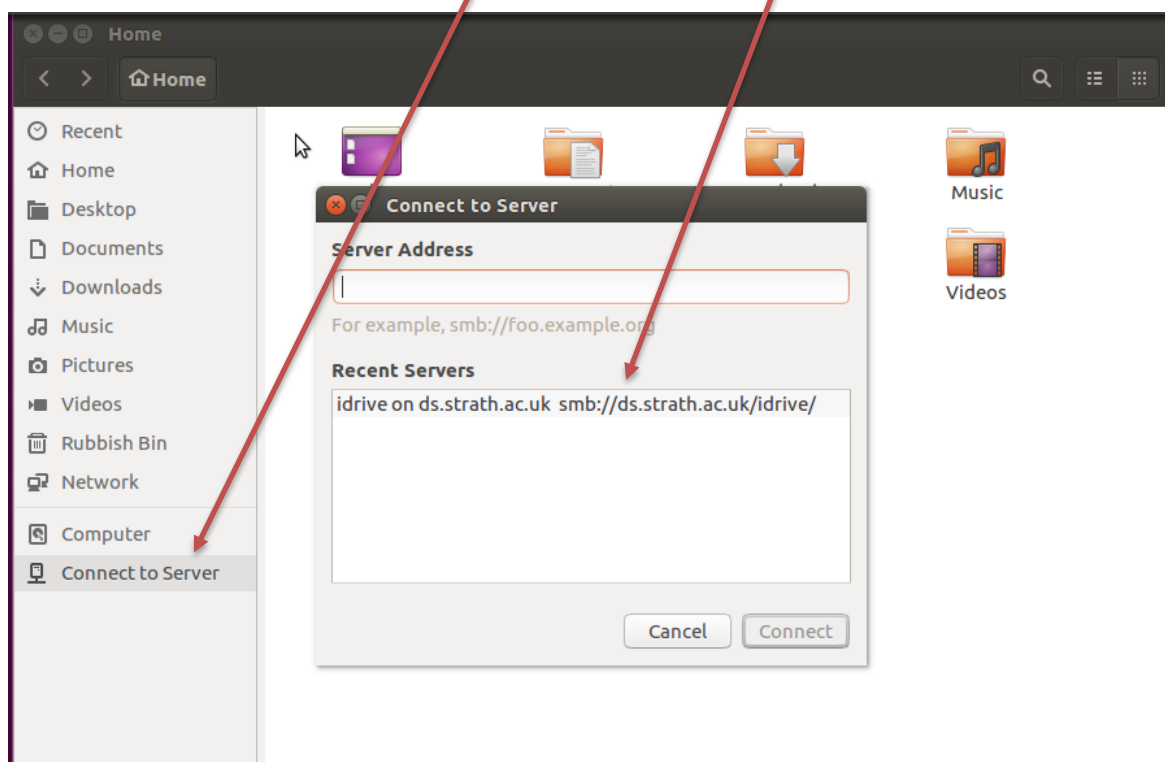
[www.strath.ac.uk](http://www.strath.ac.uk)

University of Strathclyde Glasgow G1 1XQ

The University of Strathclyde is a charitable body,  
registered in Scotland, with registration number SC015263

Your Network drive will display within **Connect to Server** as a **Recent Server** each time you log on to your computer.

Select your Network drive from the **Recent Servers** list.



The above example displays an i: drive connection.

YOUR  
INFORMATION  
SERVICES  
YOUR  
RESOURCES...

the place of useful learning

[www.strath.ac.uk](http://www.strath.ac.uk)

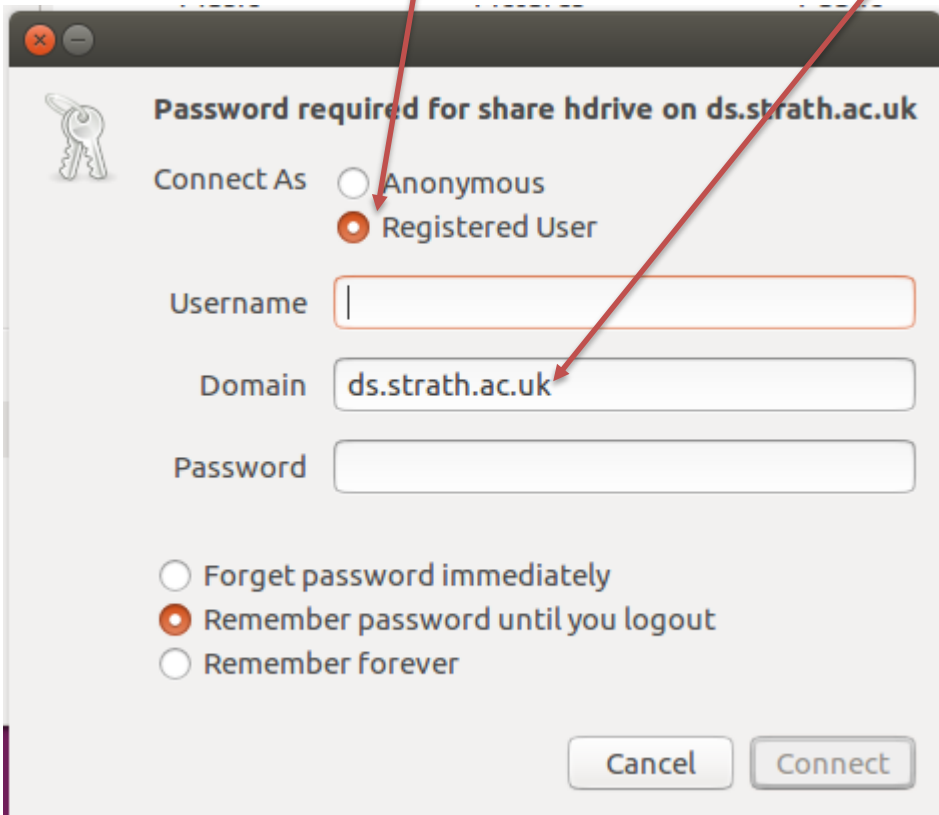
University of Strathclyde Glasgow G1 1XQ

The University of Strathclyde is a charitable body,  
registered in Scotland, with registration number SC015263

When prompted to logon, select **Registered User**.

Enter your username & then your password. In the domain field enter **ds.strath.ac.uk**.

Select **Connect**.



**Password required for share hdrive on ds.strath.ac.uk**

Connect As  Anonymous  
 Registered User

Username

Domain

Password

Forget password immediately  
 Remember password until you logout  
 Remember forever

Cancel Connect

Your folders should display in the window that opens.

YOUR  
INFORMATION  
SERVICES  
YOUR  
RESOURCES...

the place of useful learning

[www.strath.ac.uk](http://www.strath.ac.uk)

University of Strathclyde Glasgow G1 1XQ

The University of Strathclyde is a charitable body,  
registered in Scotland, with registration number SC015263